





**seca** | mVSA

The world's first medical  
Vital Signs Analyzer with  
BIA measurement

This spot-check-monitor expands your range of  
medical services.

The seca mVSA 535 is the world's first spot-check-monitor that combines the conventional measurement of vital signs with a Bioelectrical Impedance Analysis (BIA). In one step you can measure:

Four vital signs

**NIBP**  
**SpO<sub>2</sub>**  
**Puls rate**  
**Temperature**



Bioelectrical Impedance Analysis

**Fat mass**  
**Muscle mass**  
**Body water**  
**Phase angle**

You can now measure more parameters in a routine check and broaden your diagnostic and therapeutic options through the combined determination of BIA and vital signs. The high-performance software communicates with any network and guarantees the error-free transmission of all measurement values to your EMR system. Our integration service will individually integrate the system into your IT infrastructure as needed and thereby optimise your daily routine measurements. The seca mVSA is part of the seca 360° wireless product range and guarantees the automatic transmission of height and weight from compatible scales and length measuring systems to the device. The BMI is always automatically calculated along with this.

#### Four vital signs and BIA

Ideal for a more in-depth  
body composition analysis  
and informed diagnoses.

#### Configurability

The seca mVSA can be  
individually configured to  
your needs.

#### Connectivity

Eliminates transmission  
errors and increases the  
efficiency of your routine  
measurements.





## Increases your performance and improves your workflow.

Monitoring vital signs is a time-consuming task in hospitals and medical practices. The seca mVSA was developed to support these routine checks and makes these measurements more efficient. You can measure the most important parameters and gain deeper insights into the health status of your patients. You thereby save time and gain additional certainty for the preparation of diagnoses and therapies.

*“Whether in a hospital or a medical practice, the timesaving all-in-one device from seca is the ideal solution for nursing staff. Transmission errors are avoided and workflow is optimised.”*



### Optimal time management

The recommended rest phase of 5–10 minutes prior to the BIA measurement can be optimally used for measuring vital signs.



### Error-free data transmission

An USB scanner scans the patient ID. This rules out any future mix-ups or transmission errors.



### Sophisticated concept

The sophisticated concept enables the simple removal and clean storage of all components.



### High mobility

The integrated rechargeable battery and the stand guarantee high mobility and independence. Therefore it is not necessary to connect it to an external power source during the work day.



### Child's play

It is even possible to measure the vital parameters of children – no additional device required.



### Well-informed patient consultation

Vital parameters, BIA, height, and weight\* are available in the EMR system or in the seca analytics 115 software immediately after measurement for a well-informed patient consultation. The internal device memory can hold up to 70,000 measurements.

\* Height and weight can be entered manually or transmitted via seca 360° wireless products.

# Spot-check-monitor for better health status evaluation.

The seca mVSA offers one-of-a-kind medical options because the compact device combines many different measurement functions. In addition to the variety of measurement values, it is the of combination options of vital parameters and measurement values from the Bioelectrical Impedance Analysis in particular that lead to a new and more comprehensive medical understanding.

## Blood pressure

Blood pressure can be determined particularly quickly and gently using the inflation measurement method. Incorrectly positioned cuffs are automatically detected.



## Pulse rate

The patient's pulse rate is always measured at the same time. With blood pressure measurement and with pulse oximeter.



## Bioelectrical Impedance Analysis

The complete body composition analysis of fat, water, and muscle components together with the vital parameters can be quickly carried out and offers a unique advantage for diagnoses and therapy evaluations.



## Weight

The seca mVSA fits perfectly with the seca 360° wireless product range because the previously determined weight value can be transmitted directly to the device. This guarantees a paperless and error-free transmission of measurement values.



## SpO<sub>2</sub>

Reusable standard sensors and easy-to-disinfect soft sensors made of silicone as well as hard clips are available for seca SpO<sub>2</sub>.



## Temperature

Temperature can be measured in-ear or using a temperature probe (oral/axial/rectal). Both solutions have been tested and are in use worldwide. Probe covers included in delivery.



## Height

Just like height, weight can also be transmitted directly to the seca mVSA with seca 360° wireless products. This optimises the workflow and eliminates transmission errors.



## BMI

The measured BMI provides an initial health orientation for the relationship between height and bodyweight.





Much more than the sum of its parts.



\* 50 measurements in 5 hours at medium monitor brightness (vital signs only)  
 \*\* With the signing of a seca "Software Auto-Upgrade" service contract  
 \*\*\* Study: Bosy-Westphal A, Schautz B, Later W, Kehayias JJ, Gallagher D. What makes a BIA equation unique? Validity of eight-electrode multifrequency BIA to estimate body composition in a healthy adult population. Eur J Clin Nutr 2013; 67: 14-21; doi:10.1038/ejcn.2012.160

# The seca mVSA in practice.

The expanded diagnostic options using the seca mVSA result from the innovative combination of vital parameters and Bioelectrical Impedance Analysis. These select case studies prove it:



## Water management

Controlled rehydration treatment for patients suffering from exsiccosis reduces the load on the heart. With blood pressure and BIA measurements and regular monitoring of the BIVA chart, medical staff can see whether a healthy hydration level has been achieved.

**Summary:** The simultaneous, non-invasive BIA and blood pressure measurement with the seca mVSA saves time and offers a reliable ad hoc assessment of the patient.



## Heart failure

Edemas due to heart failure are easier to detect through the results of the seca mVSA. The regular measurement of body composition and blood pressure during diuretic therapy provides valuable information on the health status of the patient.

**Summary:** The administration of diuretics can be better controlled through the dual measurement of blood pressure and extracellular water.



## Chronic obstructive pulmonary disease (COPD)

In addition to the general check of oxygen saturation via pulse oximetry ( $SpO_2$ ), it is also sensible in this case to examine the general body composition (e.g. phase angle) to evaluate the entire situation. An improvement of the general health status and an associated rise of the phase angle can be achieved through movement (aerobic exercise).

**Summary:** Physical training can improve body composition and the patient's well-being. Monitoring the phase angle and regular  $SpO_2$  measurements using the seca mVSA should accompany these therapies.

With the Bioelectrical Impedance Analysis from seca you can work in a more informed and faster way.

Many decisive benefits for your everyday medical work:

## Medically precise measurements

Validated against the medical science gold standard.\*

## Health status

Determine and monitor of the body's functional status as well as metabolism.

## Quick examination

A complete body analysis takes just a few seconds.

## Diagnostic support

Identify and treat symptoms early.

## Courses of therapy

A large measurement value memory enables the comparison of many measurements for patient therapy monitoring.

*"Patients with high blood pressure are often treated with many different medications. Being overweight or consuming too much salt can cause arterial hypertension. The seca mVSA with integrated bioimpedance analysis helps to monitor nutrition therapy and quickly captures a holistic view of the patient's health status. The valuable information assists the doctor in optimizing the prescribed medications."*

Medically precise. Modular. Versatile. As if made for you.


As a special feature we offer a modular design principle for this product range. That means that you can put together your desired configuration according to your specific requirements and furnish it with the modules that are essential for your work. seca offers the spot-check-monitor with the Bioelectrical Impedance Analysis function in many interesting configurations as a one-of-a-kind device worldwide. An update for the seca mBCA 525 is also possible across all product ranges.



**seca mVSA 535**

Spot-check-monitor for customised configuration

Included	<ul style="list-style-type: none"><li>• NIBP</li></ul>
Selectable	<ul style="list-style-type: none"><li>• seca SpO<sub>2</sub> technology</li><li>• In-ear thermometer or oral/axial, rectal temperature probe</li><li>• seca mBCA 531 BIA measuring mat</li></ul>
Optional	<ul style="list-style-type: none"><li>• seca 475 rolling stand</li></ul>



**seca Product Consultant**

Visit our website and configure your own personal seca mVSA. Or would you like an in-person demonstration to help you choose the right seca product? No problem! [info@seca.com](mailto:info@seca.com) or [00800 20 50 50 50](tel:0080020505050).

\* As of Q1 2017 all shipped seca mBCA 525 are to retrofit with seca mVSA 526.

**seca mVSA 526**

Smart Bucket for the seca mBCA 525\*

Included	<ul style="list-style-type: none"><li>• NIBP</li></ul>
Expansions	<ul style="list-style-type: none"><li>• seca SpO<sub>2</sub> technology</li><li>• In-ear thermometer or oral/axial, rectal temperature probe</li></ul>

**UPGRADE FOR seca mBCA 525\***



**seca mBCA 525**

Analysis unit for determining the body composition of patients who are lying down

Included	<ul style="list-style-type: none"><li>• seca mBCA 531 BIA measuring mat</li></ul>
Expansions	<ul style="list-style-type: none"><li>• seca mVSA 526*</li></ul>



**Want retrofitting? No problem!**

If you do not yet need a temperature solution or the Bioelectrical Impedance Analysis module when ordering your seca mVSA:

- seca mBCA 531 measuring mat
- In-ear thermometer

These two articles can be conveniently ordered after the fact.

Components:



seca 475



seca mBCA 531



Sphygmomanometer cuffs (sizes S-XL) 490 000x



In-ear thermometer 490 0014



Thermometer (axial/oral)



Thermometer (rectal)



seca SpO<sub>2</sub> finger clip (hard) for adults 490 0006



seca SpO<sub>2</sub> finger clip (soft) for adults 490 0007



seca SpO<sub>2</sub> finger clip (hard) for children 490 0008

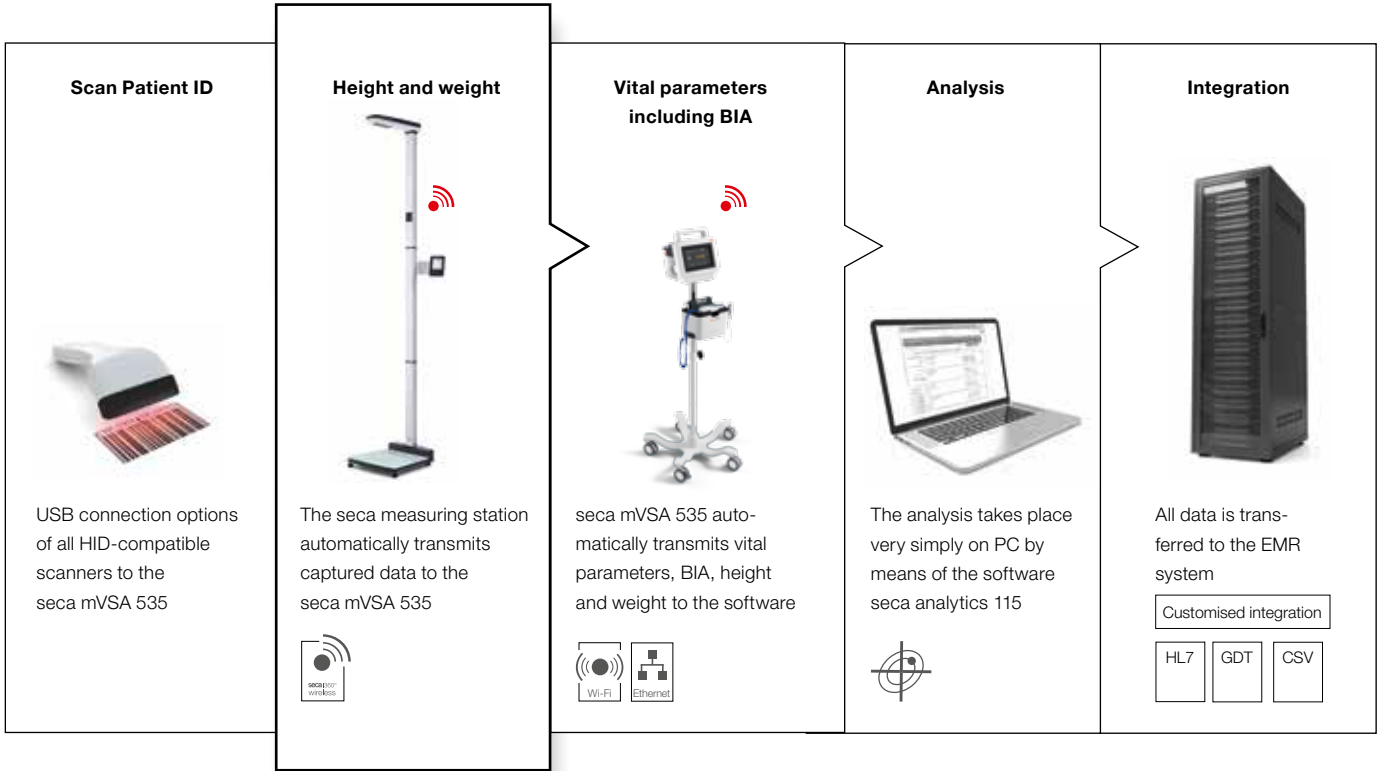


# One step ahead of the future: Direct integration of height and weight.

The future of medical technology lies in the direct integration of all relevant patient information. We developed seca 360° wireless for precisely this purpose. Once networked, height and weight are transferred to the seca mVSA and to your digital medical record. This eliminates potential sources of error, saves time, and makes you more efficient.

## Benefits for medicine

- Wireless communication instead of cable connections.
- Paperless and error-free measured value transmission.
- seca's own secure wireless protocol to simplify and quickly logging in the devices in the seca 360° wireless network.
- Spatially flexible setup of the system components through a high radio range.
- seca analytics 115 PC software for diagnostic support for a in-depth assessment of the state of health and nutrition of the patient.
- Graphical representation of the measured values and their comparison with standard values – clearly presented on a one-page report.





Our PC software. Better analysis. More added value.

IT increases the efficiency

As a seca 360° wireless product, all measurement values of the new seca mVSA are encrypted, transmitted wireless to the PC, and imported into seca analytics 115. The paperless and error-free transmission of measurement values as well as the integration into EMR systems is a significant process optimisation for workflow management.

International standard

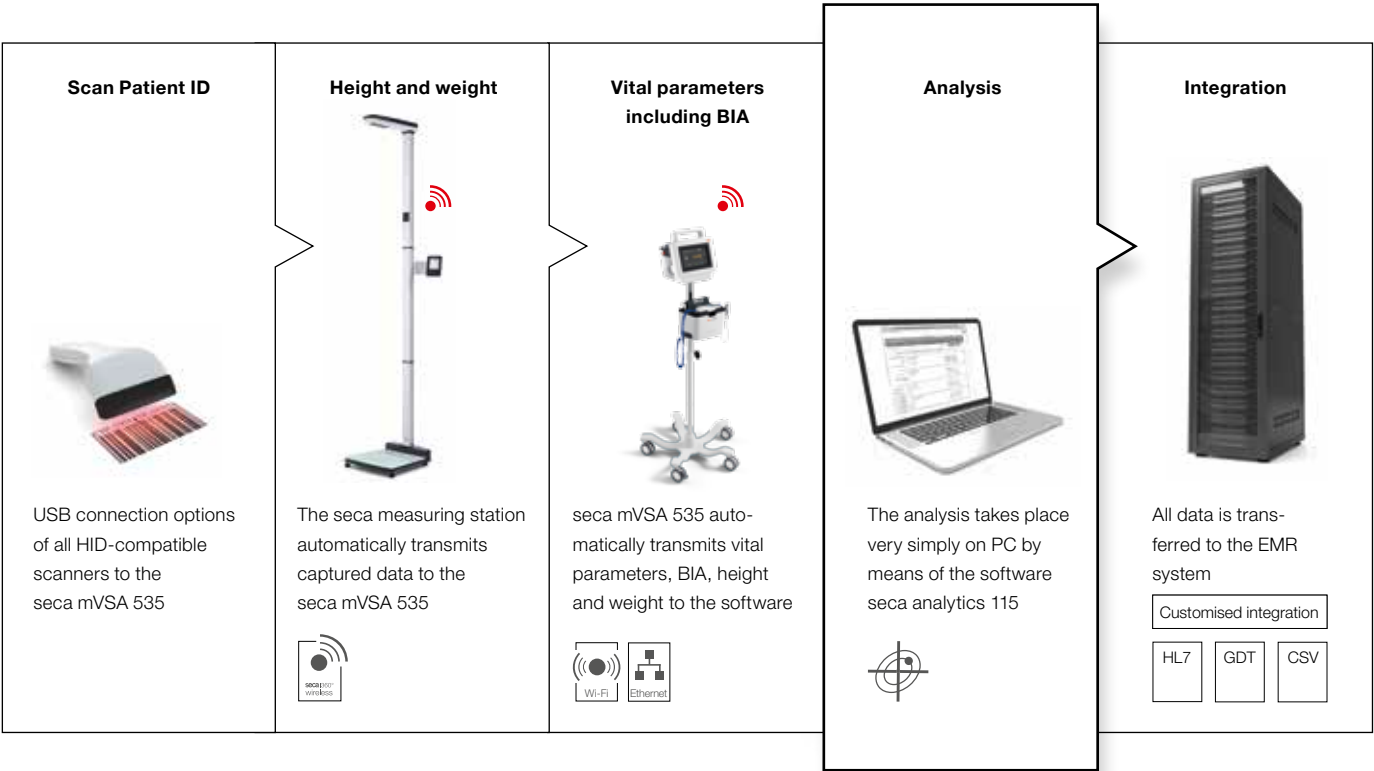
The seca analytics 115 software is beyond practical. It brings the measurement data in line with internationally accepted standards such as HL7 and GDT so that they can be sent directly to your electronic patient file.

Closer to the patient

The seca analytics 115 PC software presents all of the examination results in a clear presentation that doctors, medical professionals, and even patients can quickly understand all of the essential information. The clear display of graphics and tables makes them easy to understand and supports doctors to discuss diagnoses or therapies.

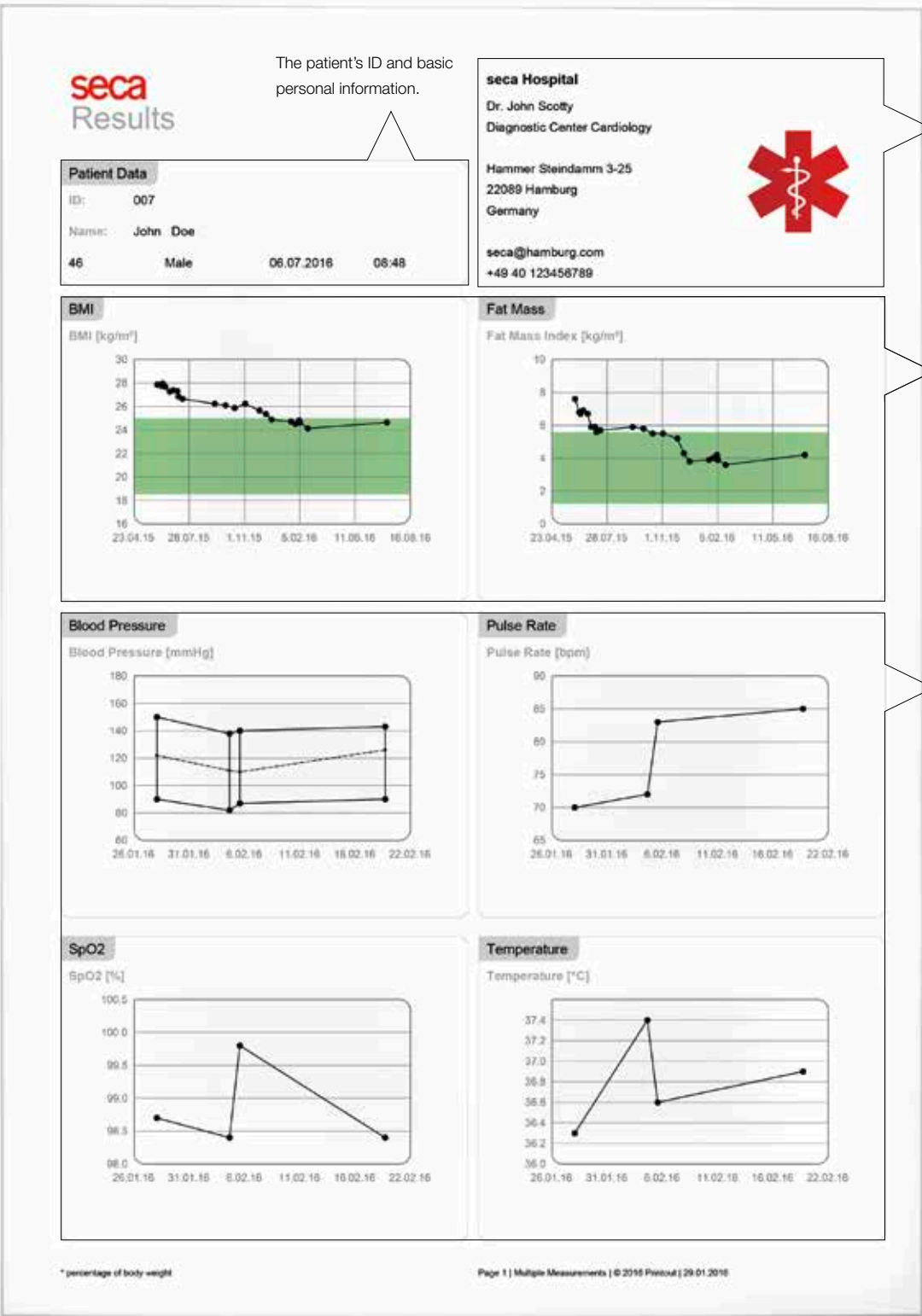
Scientifically sound

The seca mVSA and the PC software seca analytics 115 take latest scientific reference points into account for the analysis and interpretation of the measured results.



Comprehensive results are the best foundation for a good consultation.

All of the examination results of a patient can be individually compiled into a PDF of one or more pages.



Your logo and contact information.

Selected values from the bioimpedance analysis provided as trend analysis, including normal values to allow classification of measured values.


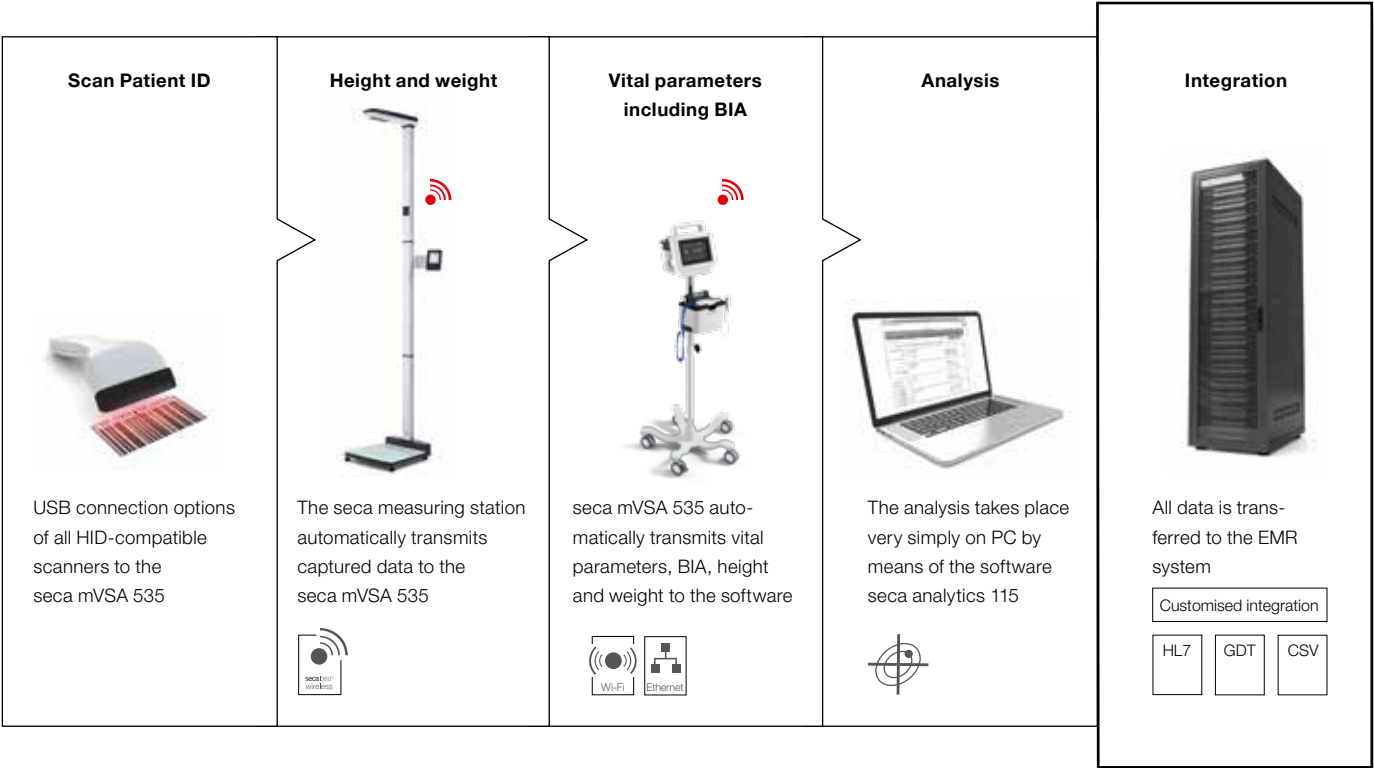
Presentation of the selected vital parameters as a progression of measurements to enable the comparison of the measured values with each other.

seca makes integration totally easy for you because we want you to be able to work more effectively.




Not only is the measurement of the vital parameters of many different patients time-consuming, but transferring that information into health files by hand is also a great source of error. This is precisely where seca's integration service comes in because it first ensures the communication of your systems. Previous height and weight measurements can thereby be sent directly to the seca mVSA and used there, for example. After scanning the patient ID and performing your routine measurements with the seca mVSA, you can then send all of the vital signs as well as the measured BIA parameters directly to your EMR system. seca's integration service will make sure that you have error-free data transmission.

What we do to make sure your data are secure:




- The interface integration is carried out in accordance with DIN EN 62304.
- Creation of a software development plan and a risk analysis.
- The implementation is carried out according to your desired functions.
- Your interface is verified and validated for the acceptance report.



Cooperation partners



Other successful integration systems



B. Braun

- NEXADIA
- Clanwilliam Health
- HealthONE
- socrates healthcare informatics

CompuGroup Medical SE

- TURBOMED
- CGM MEDISTAR
- Duria eG
- Epic

Elekta

- MOSAIQ
- Henry Schein
- i-SOLUTIONS Health
- Lohmann u. Birkner
- Healthcare Consulting

medatixx

- easymedx
- x.isynet
- medatixx
- MEIERHOFER
- clinicware gmbh

T2med

Telekom Healthcare Solutions

zollsoft GmbH

- tomedo

**And much more.**

*"The integration service of seca optimised our daily measurements and made our workflow seamless. It reduced user intervention considerably, by eliminating the need for double data entry, thereby, reducing user fatigue and subsequent data entry errors."*

**Nandini Agarwal, Head of Technology,  
Mihtra Wellness Private Limited,  
Karnataka, India**

## seca service – The performance promise in action.


seca service takes pressure off of you through efficient and cost-effective services such as integration, networking, and basic calibration of all scales. Our software engineers work quickly and flexibly and can offer their services on site or through remote support. We are happy to support you with skilled employees for product training.

### Do you need integration support?

You can contact our:

System Integration Manager  
Tobias Verleger

**00800 20 50 50 50**  
**integration@seca.com**



### Integration service

We always work in a solution-oriented way. In addition to HL7 and GDT we can also create custom interfaces precisely tailored to your individual requirements. Our software service team will provide you with professional support until the realisation of the project and we will be happy to advise you.



### Software-Auto-Upgrade

The software in our products meets demanding medical requirements. We guarantee that they are up to date through regular contractual auto updates and the integration of the latest research results.



### Product demonstration

The medical professional receives a thorough explanation of all relevant product features.

Our free hotline will be happy to advise you on all seca service products from Monday to Friday between 8 a.m. and 6 p.m.

Free hotline:


**00800 20 50 50 50**

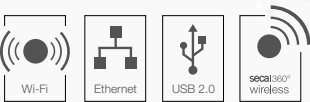


seca mVSA 535

Technical specifications

- Dimensions (WxHxD): 252 x 262 x 278 mm
- Net weight: In-ear version 3.7 kg
- Display type: 7" touchscreen display
- Power supply: Built-in mains adapter, internal rechargeable lithium-ion battery
- Medical device class: IIa
- Interfaces: Wi-Fi, Ethernet, USB 2.0, seca 360° wireless technology
- Compatible printers: Conventional laser and ink jet printers via the seca analytics 115 PC software
- Blood pressure measurement: Oscillometric method
- SpO<sub>2</sub> measurement: Pulse oximetry
- Temperature measurement: With in-ear thermometer or alternatively with your choice of oral/axial or rectal temperature probe
- Bioelectrical impedance analysis: 8-point technology from seca
- Possible to connect to all HID-compatible barcode scanners via USB

 **System compatible** with seca 360° wireless measuring systems and scales, seca analytics 115 software.



Contact us for a free demonstration.

Let a seca product specialist personally demonstrate the seca mVSA at your facility. Familiarise yourself with the options and get answers to your questions. Fill out the form below completely and e-mail or fax it to your seca contact.

Free product demonstration

- ☐ I would like a free and non-binding personal demonstration of the seca mVSA at my place of work.

Non-binding offer

- ☐ Yes, please make me a personal and non-binding offer for
- seca mVSA 535 – \_\_\_\_\_ (quantity)
- seca mVSA 526 – \_\_\_\_\_ (quantity)
- seca mBCA 525 – \_\_\_\_\_ (quantity)

Product consultation

- ☐ Yes, I would like a comprehensive consultation to help me choose the right seca product.

Various

- ☐ Yes, please contact me regarding \_\_\_\_\_

Fax **+49 40 20 00 00 50**

E-Mail **info@seca.com**

Practice / Institution

Contact name

Street address

Postal code, city

E-mail

Phone

I prefer to be contacted:

☐ by E-mail

☐ by phone



# Medical Measuring Systems and Scales since 1840

## United Kingdom

seca ltd.  
40 Barn Street  
Birmingham  
B5 5QB · England  
phone 0121 643 9349  
fax 0121 633 3403  
info.uk@seca.com

## Germany

seca gmbh & co. kg  
Hammer Steindamm 3–25  
22089 Hamburg · Germany  
phone +49 40 20 00 00 0  
fax +49 40 20 00 00 50  
info@seca.com

seca operates worldwide with headquarters  
in Germany and branches in:

**seca** france  
**seca** united kingdom  
**seca** north america  
**seca** schweiz  
**seca** zhong guo  
**seca** nihon  
**seca** mexico  
**seca** austria  
**seca** polska  
**seca** middle east  
**seca** brasil  
**seca** suomi  
**seca** américa latina  
**seca** asia pacific

and with exclusive partners in  
more than 110 countries.

All contact data at [www.seca.com](http://www.seca.com)